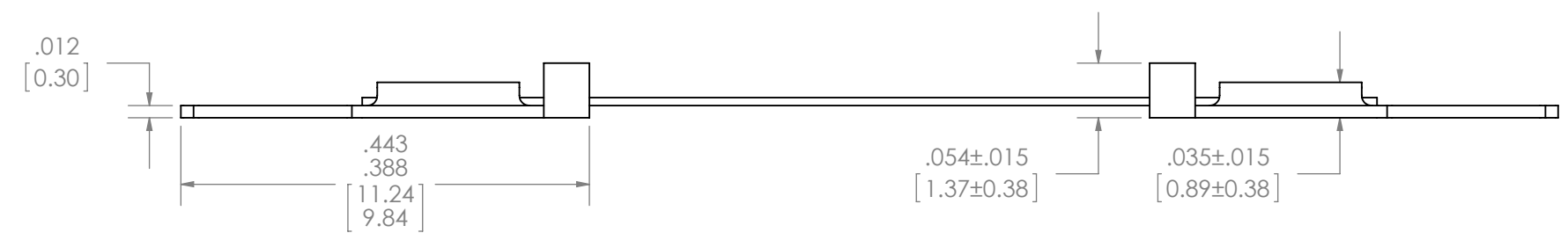
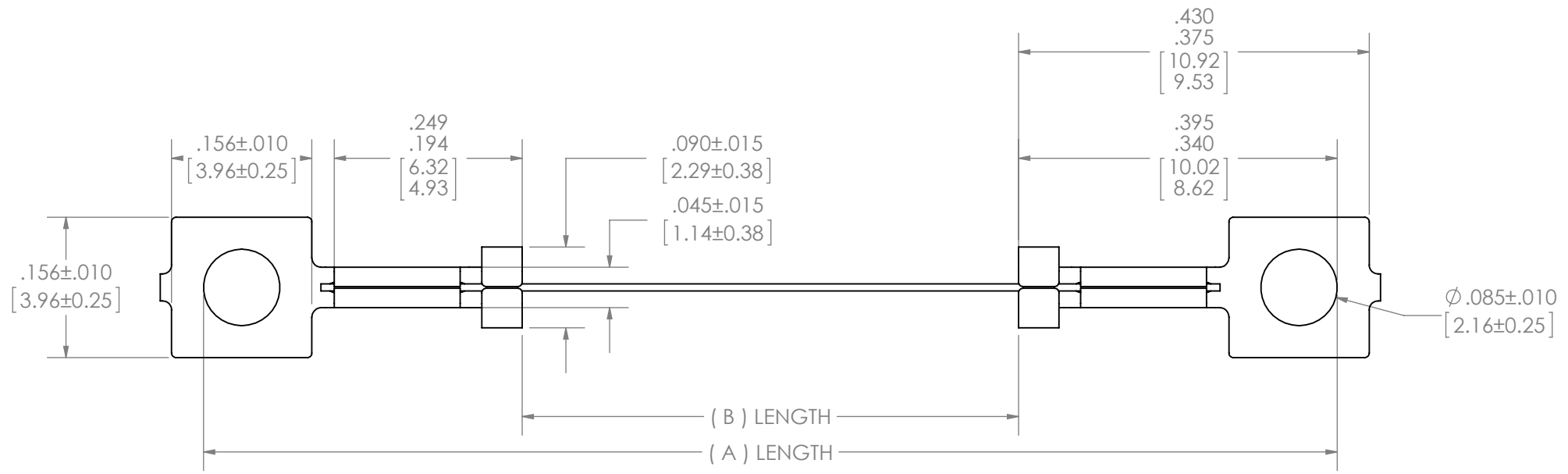
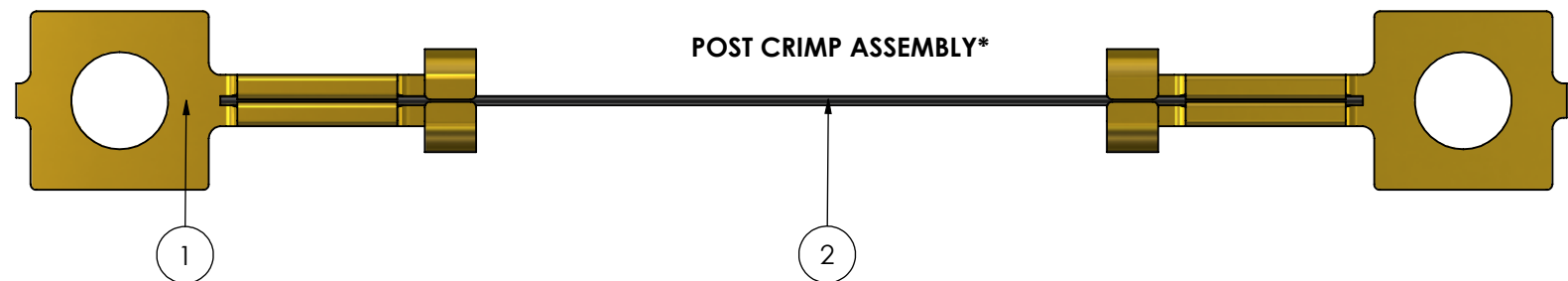



| BOM Table | | | |
|-----------|-------------|-------------------------|------|
| ITEM NO. | PART NUMBER | DESCRIPTION | QTY. |
| 1 | 705 | RING TERMINAL | 2 |
| 2 | N/A | FLEXINOL® ACTUATOR WIRE | 1 |



REFERENCE ONLY
 *MAY CHANGE SLIGHTLY WITH DIFFERENT WIRE DIAMETERS DOES NOT INCLUDE MINIMAL FLASH/DEFORMATIONS THAT ARE CREATED DURING CRIMPING.

| | | | | | |
|--|-------------|-----------|---------|------|--|
| PROPRIETARY THE INFORMATION CONTAINED IN THIS DRAWING IS THE SOLE PROPERTY OF DYNALLOY, INC. ANY REPRODUCTION IN PART OR AS A WHOLE WITHOUT THE WRITTEN PERMISSION OF DYNALLOY, INC IS PROHIBITED. | UNITS | NAME | INITIAL | DATE |  DYNALLOY, Inc. |
| | INCHES [MM] | C. WASSON | | | |
| | SCALE | G. IVANOV | | | DWG. NO. |
| | BRASS | | | | PART NO. |
| | | | | | DATE |
| | | | | | SIZE |
| | | | | | SHEET |

8 7 6 5 4 3 2 1

D

D

C

C

B

B

A

A

8 7 6 5 4 3 2 1